



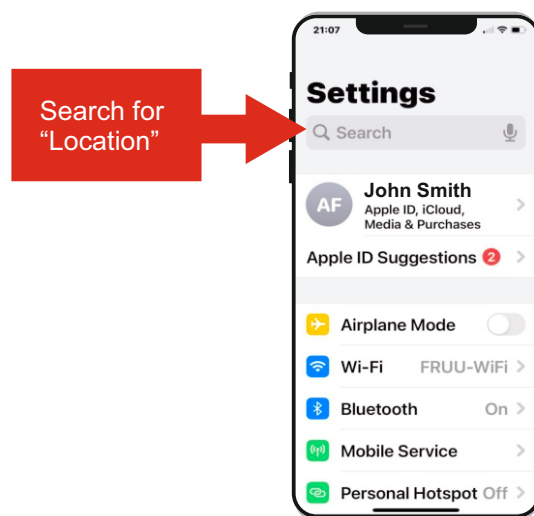
You can Sign-up to The My Own Cop App by visiting www.myowncop.com

INSTRUCTIONS FOR SETTING-UP YOUR PHONE TO WORK WITH THE APP (Apple iPhone Version)

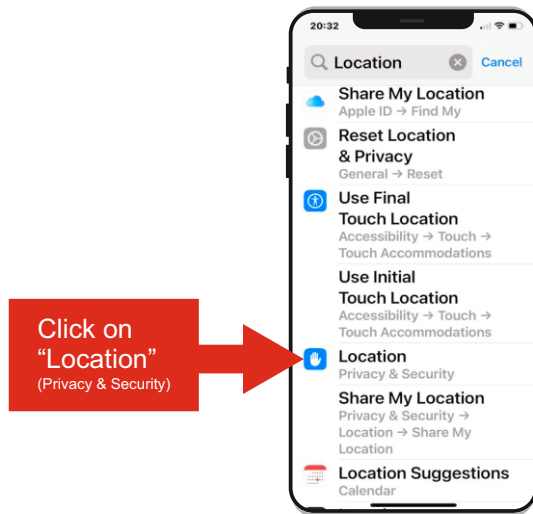
The My Own Cop App utilises the Location Services within your phone to function. It is therefore imperative that you have Location Services turned on.

NOTE - Android Phones require a similar process. please look for our instructions on how to set-up Location Services on Android

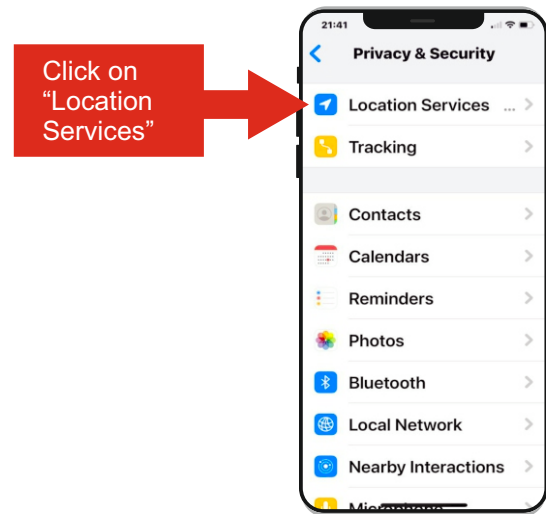
1 - Go to the Settings App on your phone



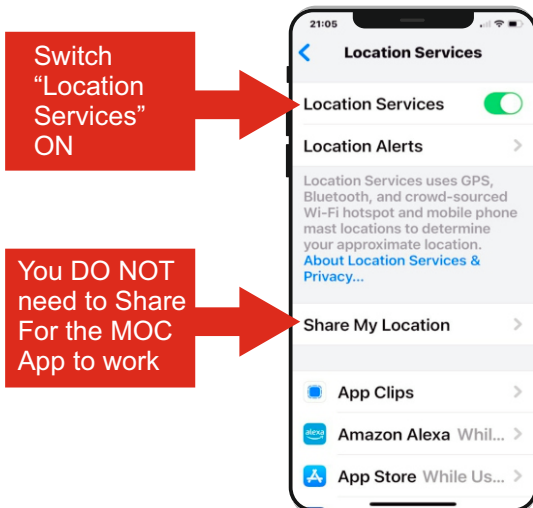
2 - Scroll down and Click on "Location"



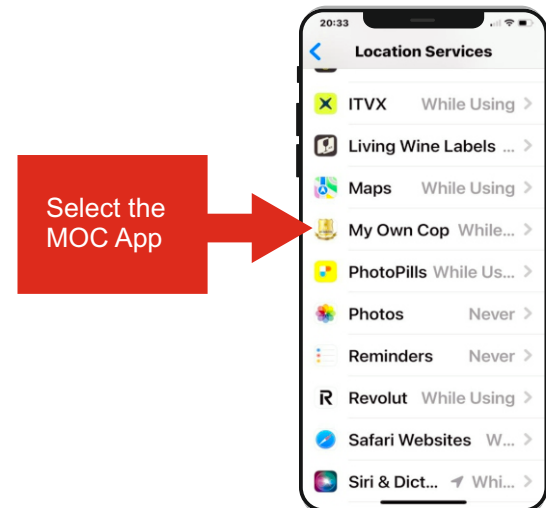
3 - Click on "Location Services"



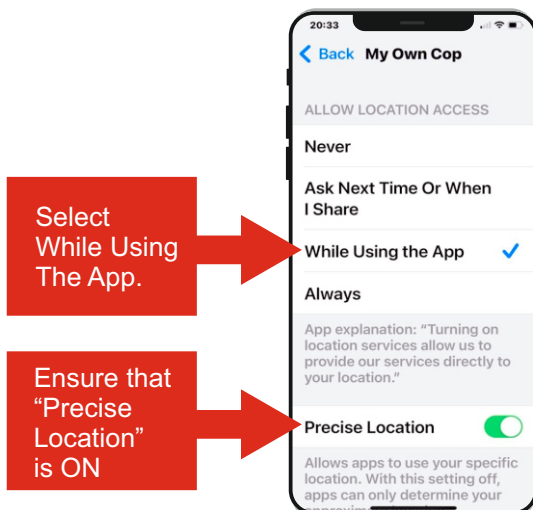
4 - Switch "Location Services" to ON then scroll down to the MOC app



5 - Scroll down until you find the MOC App and select it.



6 - Select "While Using The App" or preferably "Always". Ensure "Precise Location" in ON



7 - If you have not already done so, you can go to the Apple App Store and download the App. You can click "Sign-Up" from the app to go directly to the website www.myowncop.com

